

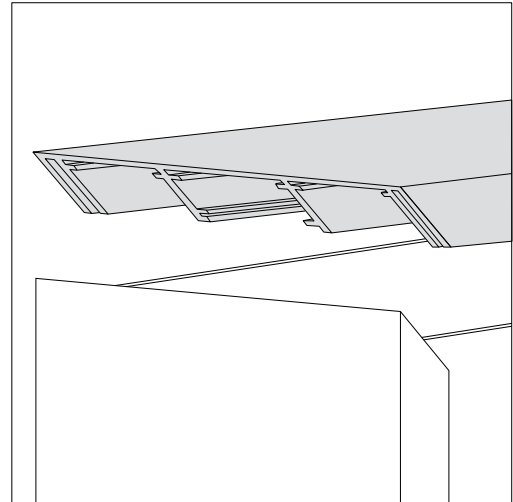
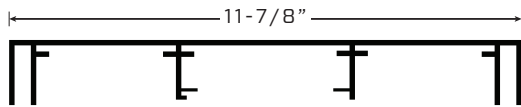
SERIES 1200

The Series 1200 is a welcome addition to the Charleston Manufacturing, LLC family of architectural signage systems. Designed for applications where a more substantial dimensional image is required, the Series 1200 features a full 12" depth. The Series 1200 is ideally suited for use as a primary site identification device.


Available in non-illuminated or fluorescent, LED, or solar illuminated configurations, the Series 1200 features a thoughtfully designed integral hinge system, which allows for quick and easy maintenance of the Series 1200 cabinet and its internal components. Also like many of its smaller Charleston Manufacturing, LLC cousins, the Series 1200 is available with a special recessed and skirted base which provides for easy landscaping and maintenance. It has options that will accommodate aluminum, polycarbonate, acrylic, or pan style faces.

All Series 1200 components are finished after fabrication, thereby eliminating bare edges and ensuring a uniform appearance. Series 1200 finishes include fifteen standard colors in acrylic polyurethane. Custom colors and color matching are available within standard lead times.

1200 ECONOMY




SERIES 1200 CUSTOM DESIGN OPTIONS



GROUND MOUNT W/ SKIRT



HINGEABLE FRAME



BASE MOUNT W/RADIUS ENDS



RADIUS CORNER/BASE MOUNT